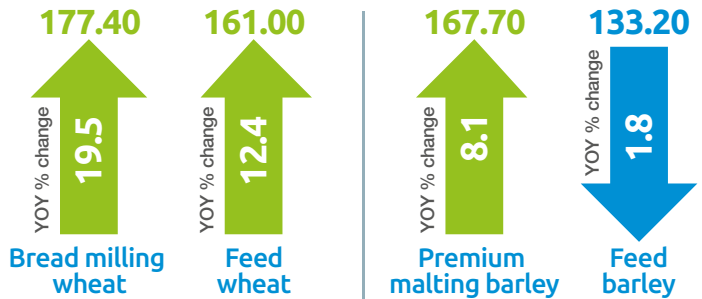


CEREALS & OILSEEDS AT A GLANCE

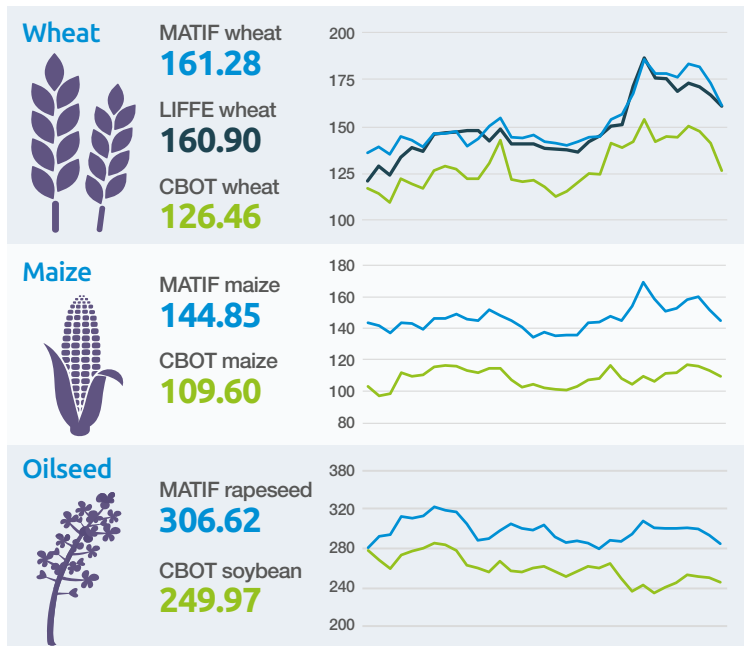
Spring 2019

UK ex-farm prices (£/t)



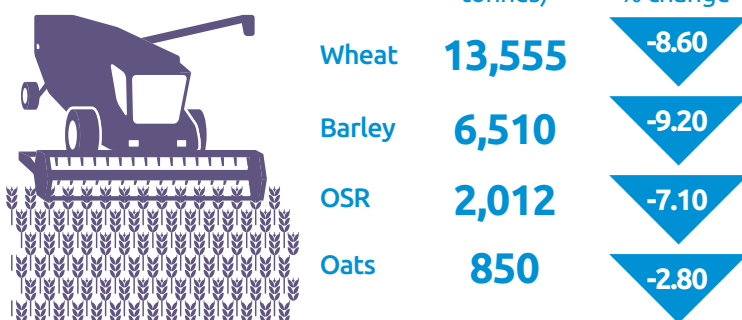
Data at: Mar 2019

Futures prices (£/t)



Source: ICE, ECB, EURONEXT, CME. Mar 2019 (Nearby Prices)

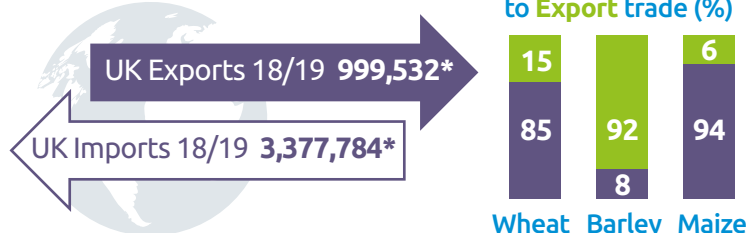
UK production



After a detailed investigation into the 2018 June Survey, Defra updated 2018 harvest production estimates on 31st May. As such, all crops were lowered as area estimates were reduced. The process of collating & analysing data in the June Survey has been updated by Defra to ensure greater robustness of data from future surveys

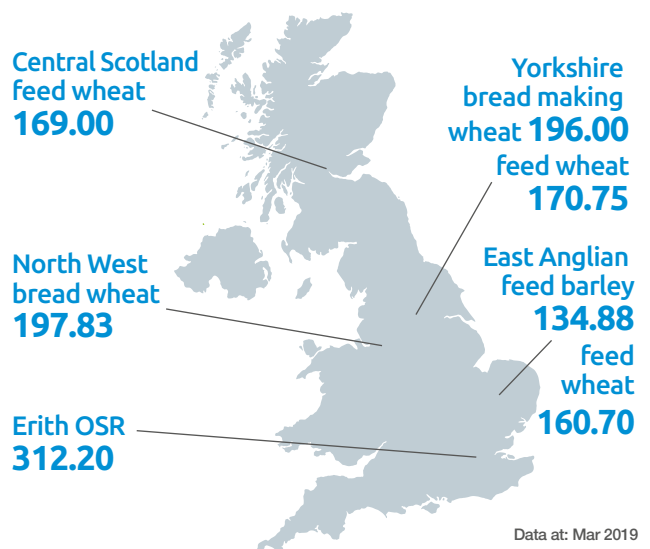
UK trade (tonnes)

UK Import trade compared to Export trade (%)



Source: HMRC, as at Apr 2019. Traded 2018/19 crop year, year to date Feb. *Total Wheat, Barley & Maize

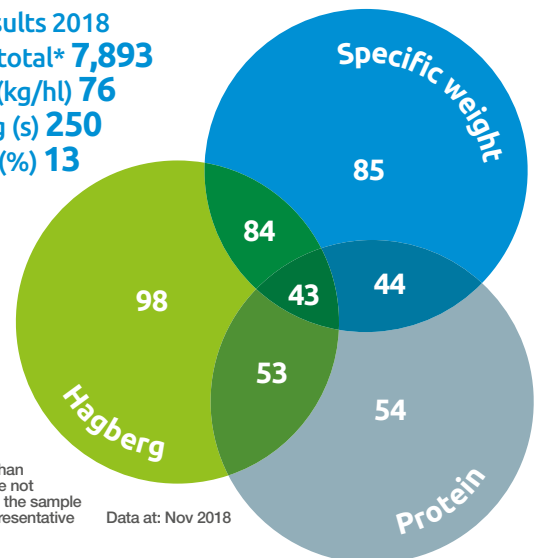
UK delivered prices (£/t)



Data at: Mar 2019

GB cereals quality survey

Final results 2018
Sample total* 7,893
Weight (kg/hl) 76
Hagberg (s) 250
Protein (%) 13

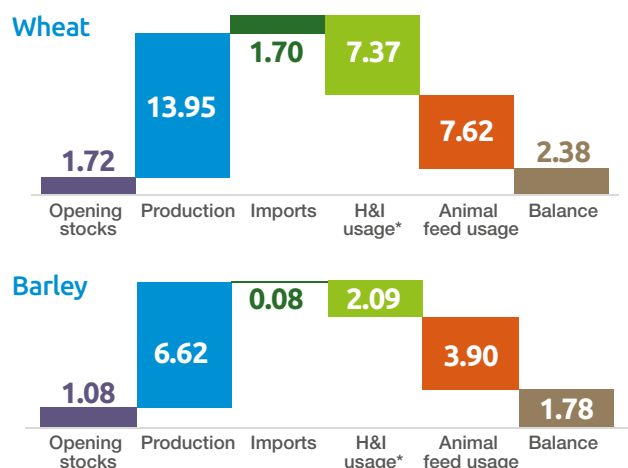


*For samples totaling less than 100, results are not shown due to the sample not being representative

Data at: Nov 2018

UK supply and demand

Second Official 2018/19 Balance Sheets (Mt)



Source: AHDB, Defra, Feb 2019, *Includes seed and other

For more information go to cereals.ahdb.org.uk